


# GMC

# Suburban

TOM DRUMM MOTORS INC.  
702 WEST BROADWAY  
NEW LEXINGTON, OHIO 42764






## RUGGED QUALITY TRUCKS



# GMC Suburban Does It All... Handsomely

And they are rugged. Frames are made of large steel "C" sections to take the load, large 25-mm-diameter shock absorbers are standard on C-1500 models, a large independent front suspension with coil springs is used on 2-wheel-drive models and there is more. Read on to Page 3 and see what else makes the Suburban rugged.

What more do you want in your wagon—appearance, performance, large capacity for car pool or a big family, trailer-towing ability, 4-wheel drive? GMC Suburban offers all this plus these new 1980 features. A new grille paint treatment, new one-piece front air dam for vehicles with GVWRs under 8,600 lbs., radial tires are now standard for vehicles with GVWRs under 8,600 lbs. . . provide lower rolling resistance than bias-ply-construction tires. All Suburban engines for '80 have a fan clutch that is thermostatically controlled so the fan operates at full capacity only when cooling is required. A new single-inlet, dual-outlet muffler for the standard 5.7 Liter engine helps decrease exhaust back pressure. Available equipment includes: high-back bucket seats with new seating posture and new seat trim styling for available custom vinyl or custom cloth bench seat; power windows and door locks; two new heavy-duty rear springs, heavy-duty front and rear shock absorbers on K-2500 models and forged aluminum wheels. Want to know more—read on . . .

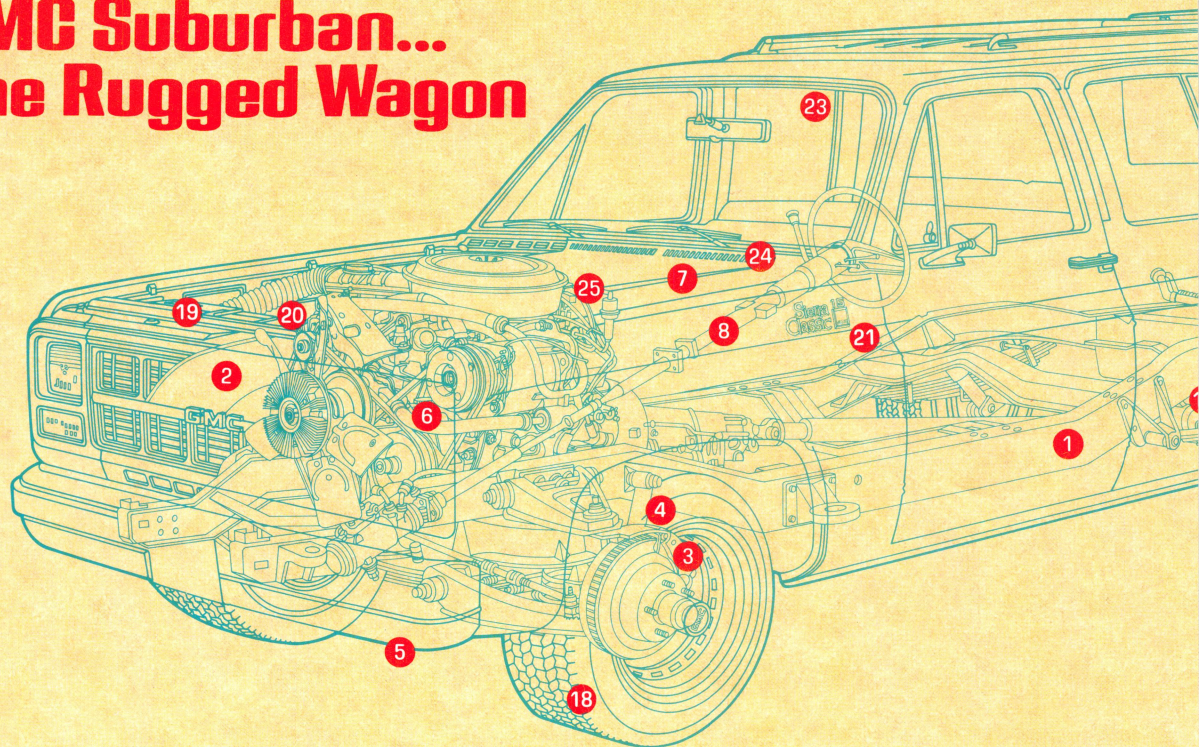


Ignition-switch-activated, full-time flow-through power ventilation blower circulates outside air through the interior. Inside air exits through door vents. Keeps air moving.





# GMC Suburban... The Rugged Wagon



GMC Suburban is a lot of wagon—rugged construction from the ground up plus a handsome exterior and a roomy comfortable interior. These features will explain why Suburban should be your choice for 1980.

- ① Big, all-steel frame. Deep "C" section channel side rails and sturdy crossmembers with drop-center frame permit low body mounting for easy entry/exit. ② All-steel, double-wall fender construction. Front inner fenders help protect engine compartment from road spray and debris. ③ Floating-caliper front disc brakes, protected by dust shields, include an audible wear indicator. Front and rear brakes are computer-matched at the factory to the GVW rating. ④ Large, 25-mm-diameter shock absorbers (32-mm on K-2500 models) plus heavy-duty independent front suspension with large coil springs on 2-wheel-drive models to help smooth the ride. ⑤ New this year, a one-piece front air dam on vehicles with GVWRs under 8,600 lbs. ⑥ Coolant recovery system returns overflow to engine to maintain coolant level. ⑦ Double-wall steel hood with heavily embossed inner panel helps maintain torsional rigidity. ⑧ Energy-absorbing steering column telescopes to provide a cushioning effect on front-end impact. Anti-theft steering column lock is included. ⑨ Rear door sealing is improved with new latex foam rubber seals on roof header and five inches down body sides. ⑩ Two-stage, multileaf rear springs help provide road-cushioning ride. Spring eyes and shackles have noise-reducing rubber bushings. ⑪ New six-leaf, shot-peened, Ionoclad painted, lightweight, heavy-duty rear spring on C-2500 models. ⑫ New 56", 8-leaf, heavy-duty rear spring on C/K-2500 models with new 8,600-lb. GVWR. ⑬ Salisbury rear axle features a large ring gear, roller bearings, easy service access. ⑭ Rear drum brakes are finned for efficient cooling. ⑮ Staggered rear shock absorbers help control power hop. ⑯ 25-gallon fuel tank is standard. 31- or 40-gallon tanks are available for extended driving range. ⑰ New single-inlet, dual-outlet mufflers for LS9 5.7 Liter engine to reduce exhaust back pressure. ⑱ Radial tires on all models with GVWRs under 8,600 lbs.

**Electrical Equipment:** ⑲ Maintenance-free Delco Freedom battery never needs refilling, features a built-in state-of-charge indicator and side-mounted terminals. ⑳ Standard 37-amp Delcotron generator has transistorized built-in voltage regulator. ㉑ Fuse panel with plug-in-type fuses. ㉒ Wraparound taillights with Lexan lenses function as rear and side running lights, stop and backup lights. ㉓ Radio antenna is embedded in windshield with available factory-installed radios. ㉔ Dual-function light warns of parking brake engagement or brake malfunction. ㉕ High Energy Ignition produces up to 35,000 volts at each spark plug to help ignite marginal fuel/air mixtures. Helps cold weather starting.

**Anti-Corrosion Measures:** GM engineers are aware that corrosion could shorten the life of your Suburban. That's why special corrosion-fighting steel or specially precoated steel is used for parts vulnerable to climate or water exposure. The heart of this anti-corrosion program is the Elpo-Dip process. The entire Suburban body with doors attached is thoroughly cleaned in a multistage zinc phosphate treatment, then immersed in vats of primer. The primer flows into crevices that spray guns often can't reach. As the metal travels through the solution, the body and the emulsion are oppositely charged. The primer is magnetically bonded to the metal. After the body is primed, sealing compounds are applied to various joints and a finish coat of acrylic enamel is applied. Then an aluminum wax preservative is used to help protect certain inner areas.


**Transmissions:** A 3-speed manual transmission is standard on the C-1500. Not available in California. The 4-speed manual is available in California. A 4-speed manual transmission is available on C-1500 models and is standard equipment on C/K-2500 models over 8,500 lbs. GVWR. On K-1500 and C-2500 under 8,500 lbs. GVWR, an automatic transmission is standard. The automatic transmission is available for all Suburbans where not indicated as standard equipment.

Standard panel type rear doors, have fixed glass and outside key lock.


Available bottom-hinged, wagon-styled tailgate has manually operated glass. Power-operated drop glass is available.







**V8 Gasoline Engines** A 5.7 Liter V8, 4-barrel engine is standard on all Suburbans. A 7.4 Liter V8, 4-barrel is available for the C-2500 Suburban with an 8,600-lb GVW rating. And a 6.6 Liter V8, 4-barrel engine is available for the K-2500 4-wheel-drive model. In 1980, new thermostatically controlled fan clutches are included on all engines, reducing power draw when fan is working at full capacity.



SUBURBAN ENGINES

	WITH GVWR UP TO 8,500 LBS.	WITH GVWR OVER 8500 LBS.		
DISPLACEMENT— LITER	5.7 LITER V8*	5.7 LITER V8*	6.6 LITER V8*	7.4 LITER V8*
Engine Ordering Code	LS9	LT9	LE4	LE8
Bore & Stroke, In.	4.0 × 3.48	4.0 × 3.48	4.125 × 3.75	4.25 × 4.0
Compression Ratio	8.2 to 1	8.3 to 1	8.3 to 1	7.9 to 1
SAE Net Horsepower @ RPM	170@4000	165@3800	180@3600	210@3800
SAE Net Torque, Lbs./Ft. @ RPM	270@2400	255@2800	310@2400	340@2800
STATE OF CALIFORNIA ONLY				
SAE Net Horsepower @ RPM	170@4000	165@3800	180@3600	210@3800
SAE Net Torque Lbs./Ft. @ RPM	275@2400	255 @ 2800	310@2400	340@2800

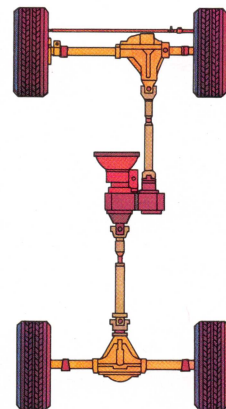
\*Made by Chevrolet Motor Division

**A word about engines:** The GMC trucks in this catalog are equipped with GM-built engines produced by various divisions. Please refer to the engine chart on this page and see your dealer for complete details about engine sources and availability.



**4-Wheel-Drive Suburban** Good times often begin where the turnpike ends—and you can get there in a 4-wheel-drive Suburban. The 2-speed transfer case of a standard 4-wheel-drive model is controlled by a single in-cab lever with four positions: 4-wheel drive (high range), 2-wheel drive (high range), neutral and 4-wheel drive (low range). Also included are a left-hand SAE 6-bolt power take-off and manual front wheel locking hubs for operating in 4-wheel drive.

**A word about this catalog:** We have tried to make this catalog as comprehensive and factual as possible. And we hope you find it helpful. However, since the time of printing, some of the information you'll find here may have been updated. Your dealer has details and, before ordering, you should ask him to bring you up to date.



**AVAILABLE ACCESSORIES** Include All-Weather air conditioning • Power steering (standard on 4-WD models) • Chromed bumpers and guards • Electric clock • Tinted glass • Inside hood release • Dome and roof marker lamps • Larger outside mirrors • Body side trim moldings • Exterior Decor package • Fuel tank stone shield plate • Automatic speed control • Front stabilizers (standard on 4-WD models) • Custom comfortilt steering wheel • Front tow hooks for K models • Trailering Special package • Trailer hitch • Wheel covers • Trim rings • Rally or styled wheels • Intermittent windshield wipers • Wood-grained exterior trim. **RADIOS:** AM/FM monaural CB. Factory-installed radio includes antenna in the windshield. Stereo units include two speakers in the front door trim panels and two speakers mounted forward of the rear wheel-housing. Ask your dealer about other available special equipment.



# Versatile Suburban Interiors

**Standard Sierra:** trim level has a durable, 60"-wide, full-depth foam cushion front bench seat in Houndstooth-pattern vinyl in Blue (new darker tone) or Camel Tan; instrument panel with bright-trimmed Black instrument cluster bezel and color-keyed pad; Black rubber floor mats throughout; Color-keyed sunshades and color-keyed plastic trim panels with integral armrests on the side doors.

**Available Sierra Grande:** trim level includes the same Houndstooth vinyl seat as Sierra. Choice of Hobnail-pattern velour cloth or Brahman-grain vinyl upholstery in Blue or Camel Tan is available. Also included are: color-keyed rubber floor mat in front seat area (when the available second seat is ordered, center and rear floor covering to match front floor covering is included), door-activated front and rear dome lights, Mystic-color perforated headliner, cigar lighter with ashtray light, and full-length door sill scuff plates.

**Available Sierra Classic:** trim features color-keyed

carpet in front seat area (when the available second seat is ordered, center and rear floor covering to match front floor covering is included), custom steering wheel, visor mirror, and instrument cluster with full gage instrumentation. Front bench seat is trimmed in either custom Brahman-grain vinyl or Hobnail-pattern velour cloth in Blue, Carmine or Camel Tan. Available front bucket seats in Camel Tan custom vinyl include center console. Also available with Sierra Classic trim is a two-tone interior featuring Mystic Hobnail velour cloth upholstery, door trim panels, headliner, related garnish moldings, and sun visors. Other trim is either Blue or Carmine, as selected.

**Seats:** Suburban comfortably seats six adults with its 60"-wide standard front bench seat and available 3-passenger second seat with independent left- and right-hand folding sections. With available, easily removable third seat, nine passengers are accommodated with ample head, leg and shoulder room.

**GMC CONTINUOUS PROTECTION PLAN** This option offers service protection in addition to that provided by GM's new vehicle limited warranty. Ask your dealer about it. (Available in the U.S.A. and Canada during the 1980 model year.)

**BUY OR LEASE A GMC TRUCK** Many GMC Truck dealers offer you the opportunity to buy or lease a GMC truck. Ask about their leasing plans. They may be right for you.




Sierra Classic interior with new available custom velour cloth Hobnail-pattern upholstery and available seating.


Many vehicles in this catalog are shown with available factory-installed options, dealer accessories and specialized equipment from various independent suppliers.




**Suburban Exterior Paint:** Standard paint comes in a choice of 15 solid colors. Available ZY3 special two-tone paint adds secondary color between body side upper and lower moldings. Available ZY5 Exterior Decor package adds to ZY3 a secondary color choice on the hood plus color-coordinated striping on the hood panel and a stand-up hood ornament. YG2 simulated wood-grain side panel is available.



Available ZY3 Scheme.



Available ZY3 with available Woodgrain.



Available ZY5 Scheme.

#### GMC SUBURBAN TECHNICAL INFORMATION

SERIES		C-1500		C-2500		K-1500		K-2500	
GVW Ratings, Lbs.		6,400, 6,800		7,100, 7,500, 8,600c		6,200, 6,800, 7,300		8,600	
Front Suspension		Independent Coil Springs				Salisbury Axle, Hypoid Drive; Single-Stage, 2-Leaf Springs			
Axle, Front, Cap., Lbs.		3,400		3,800		3,600		3,800	
Springs, Front	Std.	1,625		1,750		1,850		1,850	
Rated at Ground, Ea Lbs.	Avail.	—		1,900		2,250		2,250	
Rear Suspension		Salisbury Axle, Hypoid Drive; Two-Stage, Multileaf Springs							
Axle, Rear, Cap., Lbs.		3,750		6,000		4,000		6,000	
Springs, Rear	Std.	2,000		2,000		2,000		3,000	
Rated at Ground, Ea. Lbs.	Avail.	—		2,600, 3,000		—		—	
Axle Ratios		Std.	Avail.	Std.	Avail.	Std.	Avail.	Std.	Avail.
5.7 Liter V8 up to 8,500 lbs. GVWR		3.08	3.42, 3.73	3.21	3.42, 3.73,	3.08	3.42	—	—
5.7 Liter V8 over 8,500 lbs. GVWR		—	—	3.42	3.73, 4.10, 4.56	—	—	3.73	4.10, 4.56
6.6 Liter V8 over 8,500 lbs. GVWR		—	—	—	—	—	—	4.10	—
7.4 Liter V8 over 8,500 lbs. GVWR		—	—	3.21	3.73, 4.10	—	—	—	—
Brakes, Service		Hydraulic Power, Self-Adjusting							
Front	Std.	Disc		Disc		Disc		Heavy-Duty Disc	
Rear	Std.	Drum		Drum		Drum		Heavy-Duty Drum	
	Avail.	Heavy-Duty Power		Heavy-Duty Power		Heavy-Duty Power		—	
Clutch, Dia., In.		12		12		12		12	
Engine Up to 8,500 lbs. GVWR	Std.	5.7 Liter V8, 4-bbl.		5.7 Liter V8, 4-bbl.		5.7 Liter V8, 4-bbl.		—	
Engine Over 8,500 lbs. GVWR	Std.	—		5.7 Liter V8, 4-bbl.		—		5.7 Liter V8, 4-bbl.	
	Avail.	—		7.4 Liter V8, 4-bbl.		—		6.6 Liter V8, 4-bbl.	
Steering	Std.	Manual		Manual		Power		Power	
	Avail.	Power		Power		—		—	
Transmission Up to 8,500 lbs. GVWR	Std.	3-Spd., Manual*		Automatic		Automatic		—	
	Avail.	4-Spd., Automatic		—		—		—	
Over 8,500 lbs. GVWR.	Std.	—		4-Spd., Manual		—		4-Spd., Manual	
	Avail.	—		Automatic		—		Automatic	
Tires, Ply Rating Up to 8,500 lbs. GVWR	Std.	P235/75R-15		8.75R-16.5C		215/75R-15		Front —	Rear —
	Avail.	P235/75R-15,XL		9.50R-16.5D; 7.50R-16.5D		P235/75R-15,XL		—	—
Over 8,500 lbs. GVWR	Std.	—		9.50-165D(F) 9.50-16.5E(R)		—		9.50-16.5D OPT-9.50-16.5E	9.50-16.5E 9.50-16.5E

\*Not Available in California.

c Merchandised as RPO C6P (as a model).

## A WORD ABOUT COMPONENTS, OPTIONAL EQUIPMENT, ASSEMBLY AND AVAILABILITY OF THESE GMCs

These GMCs incorporate thousands of different components produced by various divisions of General Motors and by various suppliers to General Motors. From time to time during the manufacturing process it may be necessary in order to meet public demand for particular vehicles or equipment or to meet federally mandated emission, safety and fuel economy requirements or for other reasons to produce these products with different components or differently sourced components than initially scheduled. All such components have been approved for use in these products.


With respect to factory-installed, extra-cost optional equipment, make certain you specify the type of equipment you desire on your vehicle when ordering it from your dealer.

Some options may be unavailable when your vehicle is built. Your dealer receives advice regarding current availability of options. You may ask the dealer for this information. GMC also requests the dealer to advise you if an option you ordered is unavailable. We suggest you verify that your vehicle includes the optional equipment you ordered, or if there are changes that they are acceptable to you.

The GMC Suburbans described in this brochure (Series C-1500, C-2500, K-1500 and K-2500) are assembled at facilities of General Motors Corporation operated by Chevrolet Motor Division. These vehicles are also available from Chevy dealers under the Chevy nameplate (Series C10, C20, K10 and K20).

Vehicles shown illustrate standard or available factory-installed equipment unless noted as dealer-installed accessories. Items referred to as options or available are at extra cost. Different model applications of the components that are listed in accompanying tables as well as other items of the factory-installed equipment may be ordered through your GMC dealer.

GMC Truck & Coach Division reserves the right to make changes at any time without notice in prices, colors, materials, equipment, specifications and models and also to discontinue models. Data shown is basic information for the prospective buyer effective at time of issuance of this pamphlet. Dealer will provide complete up-to-date information on available equipment, specifications, etc. not shown here.



**GMC TRUCK & COACH**  
GENERAL MOTORS CORPORATION  
Pontiac, Michigan 48053